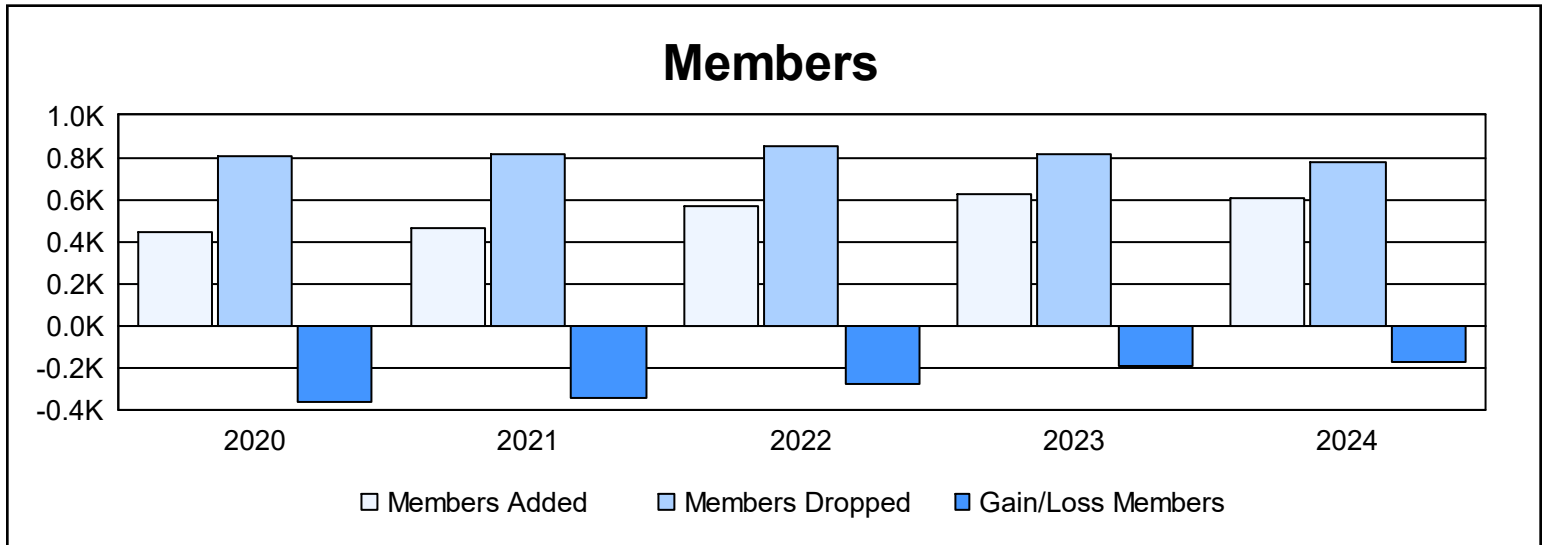
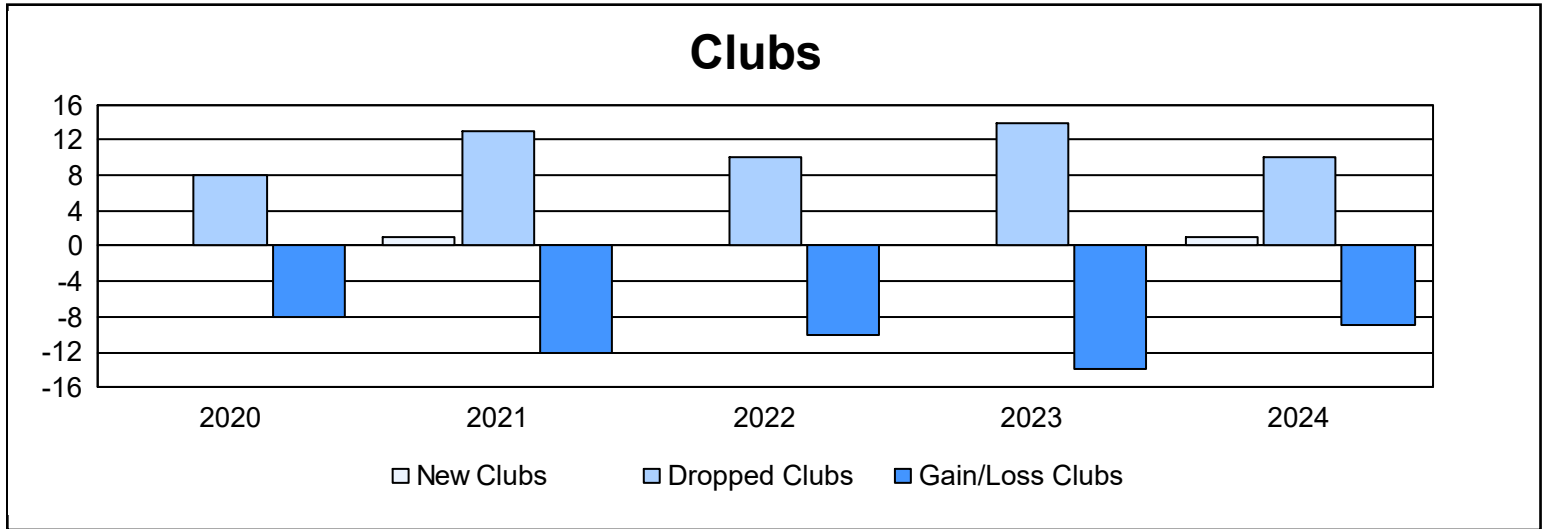


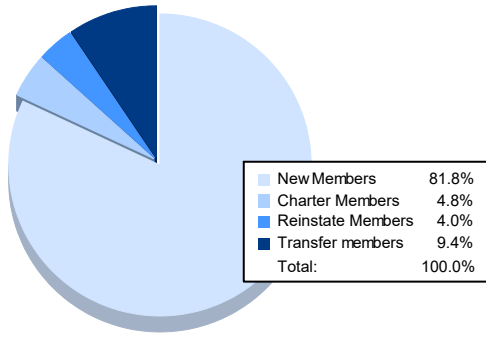
Multiple District 24

As of June 2024 Cumulative

Year	New Clubs	Dropped Clubs	Gain/ Loss Clubs	New Members	Charter Members	Reinstate Members	Transfer Members	Total Member Added	Total Members Dropped	Gain/ Loss Members
2019-2020	0	8	-8	348	16	37	39	440	802	-362
2020-2021	1	13	-12	353	23	26	63	465	812	-347
2021-2022	0	10	-10	471	8	55	33	567	849	-282
2022-2023	0	14	-14	541	14	24	47	626	816	-190
2023-2024	1	10	-9	496	29	24	57	606	776	-170
Average	0	11	-11	442	18	33	48	541	811	-270



Membership Composition June 2024 Cumulative



Gender Composition June 2024 Cumulative

